



**Master Guide**

# **SAP Apparel and Footwear 6.6**

**Document Version 1.0 – March 2012**

**Material Number 50110181**



## SAP AG

Dietmar-Hopp-Allee 16  
69190 Walldorf  
Germany  
T +49/18 05/34 34 24  
F +49/18 05/34 34 20

[www.sap.com](http://www.sap.com)

© Copyright 2012 SAP AG. All rights reserved

SAP Library document classification: PUBLIC

No part of this publication may be reproduced or transmitted in any form or for any purpose without the express permission of SAP AG. The information contained herein may be changed without prior notice.

Some software products marketed by SAP AG and its distributors contain proprietary software components of other software vendors.

Microsoft, Windows, Excel, Outlook, PowerPoint, Silverlight, and Visual Studio are registered trademarks of Microsoft Corporation.

IBM, DB2, DB2 Universal Database, System i, System i5, System p, System p5, System x, System z, System z10, z10, z/VM, z/OS, OS/390, zEnterprise, PowerVM, Power Architecture, Power Systems, POWER7, POWER6+, POWER6, POWER, PowerHA, pureScale, PowerPC, BladeCenter, System Storage, Storwize, XIV, GPFS, HACMP, RETAIN, DB2 Connect, RACF, Redbooks, OS/2, AIX, Intelligent Miner, WebSphere, Tivoli, Informix, and Smarter Planet are trademarks or registered trademarks of IBM Corporation.

Linux is the registered trademark of Linus Torvalds in the United States and other countries.

Adobe, the Adobe logo, Acrobat, PostScript, and Reader are trademarks or registered trademarks of Adobe Systems Incorporated in the United States and other countries.

Oracle and Java are registered trademarks of Oracle and its affiliates.

UNIX, X/Open, OSF/1, and Motif are registered trademarks of the Open Group.

Citrix, ICA, Program Neighborhood, MetaFrame, WinFrame, VideoFrame, and MultiWin are trademarks or registered trademarks of Citrix Systems Inc.

HTML, XML, XHTML, and W3C are trademarks or registered trademarks of W3C®, World Wide Web Consortium, Massachusetts Institute of Technology.

Apple, App Store, iBooks, iPad, iPhone, iPhoto, iPod, iTunes, Multi-Touch, Objective-C, Retina, Safari, Siri, and Xcode are trademarks or registered trademarks of Apple Inc.

IOS is a registered trademark of Cisco Systems Inc.

RIM, BlackBerry, BBM, BlackBerry Curve, BlackBerry Bold, BlackBerry Pearl, BlackBerry Torch, BlackBerry Storm, BlackBerry Storm2, BlackBerry PlayBook, and BlackBerry App World are trademarks or registered trademarks of Research in Motion Limited.

Google App Engine, Google Apps, Google Checkout, Google Data API, Google Maps, Google Mobile Ads, Google Mobile Updater, Google Mobile, Google Store, Google Sync, Google Updater, Google Voice, Google Mail, Gmail, YouTube, Dalvik and Android are trademarks or registered trademarks of Google Inc.

INTERMEC is a registered trademark of Intermec Technologies Corporation.

Wi-Fi is a registered trademark of Wi-Fi Alliance.

Bluetooth is a registered trademark of Bluetooth SIG Inc.

Motorola is a registered trademark of Motorola Trademark Holdings LLC.

Computop is a registered trademark of Computop Wirtschaftsinformatik GmbH.

SAP, R/3, SAP NetWeaver, Duet, PartnerEdge, ByDesign, SAP BusinessObjects Explorer, StreamWork, SAP HANA, and other SAP products and services mentioned herein as well as their respective logos are trademarks or registered trademarks of SAP AG in Germany and other countries.

Business Objects and the Business Objects logo, BusinessObjects, Crystal Reports, Crystal Decisions, Web Intelligence, Xcelsius, and other Business Objects products and services mentioned herein as well as their respective logos are trademarks or registered trademarks of Business Objects Software Ltd. Business Objects is an SAP company.

Sybase and Adaptive Server, iAnywhere, Sybase 365, SQL Anywhere, and other Sybase products and services mentioned herein as well as their respective logos are trademarks or registered trademarks of Sybase Inc. Sybase is an SAP company.

Crossgate, m@gic EDDY, B2B 360°, and B2B 360° Services are registered trademarks of Crossgate AG in Germany and other countries. Crossgate is an SAP company.






All other product and service names mentioned are the trademarks of their respective companies. Data contained in this document serves informational purposes only. National product specifications may vary.

These materials are subject to change without notice. These materials are provided by SAP AG and its affiliated companies ("SAP Group") for informational purposes only, without representation or warranty of any kind, and SAP Group shall not be liable for errors or omissions with respect to the materials. The only warranties for SAP Group products and services are those that are set forth in the express warranty statements accompanying such products and services, if any. Nothing herein should be construed as constituting an additional warranty.

## Typographic Conventions

Type Style	Represents
Example Text	Words or characters that appear on the screen. These include field names, screen titles, pushbuttons as well as menu names, paths and options.  Cross-references to other documentation
Example text	Emphasized words or phrases in body text, titles of graphics and tables
<b>EXAMPLE TEXT</b>	Names of elements in the system. These include report names, program names, transaction codes, table names, and individual key words of a programming language, when surrounded by body text, for example, SELECT and INCLUDE.
Example text	Screen output. This includes file and directory names and their paths, messages, names of variables and parameters, source code as well as names of installation, upgrade and database tools.
Example text	Exact user entry. These are words or characters that you enter in the system exactly as they appear in the documentation.
<Example text>	Variable user entry. Pointed brackets indicate that you replace these words and characters with appropriate entries.
<b>EXAMPLE TEXT</b>	Keys on the keyboard, for example, function keys (such as F2) or the ENTER key.

## Icons

Icon	Meaning
	Caution
	Example
	Note
	Recommendation
	Syntax

# Contents

SAP Apparel and Footwear .....	5
SAP Apparel and Footwear 6.6 .....	7
Software Component .....	7
Upgrade Information .....	7
Enterprise Services .....	7
History of Changes .....	8
Getting Started .....	9
The Main SAP Documentation Types .....	10
Related Information .....	12
List of Related Documentation .....	12
Related Master Guides .....	14
List of Related Master Guides .....	14
Important SAP Notes .....	15
List of Related SAP Notes .....	15
Most Important Upgrade Information .....	16
System Landscape .....	17
Possible System Landscape .....	17
Overall Installation Sequence and Information .....	17
Business Scenarios Using SAP Apparel and Footwear .....	20
SAP Apparel and Footwear .....	20
Overview .....	20
SAP Apparel and Footwear - SAP CRM .....	22
SAP Apparel and Footwear – SAP SCM .....	24
SAP Apparel and Footwear – SAP Retail .....	26
SAP Apparel and Footwear – SAP GTS .....	28
SAP Apparel and Footwear – SAP E-Commerce .....	30

# SAP Apparel and Footwear

The apparel and footwear business is highly demanding, forcing companies to contend with constant challenges in a global business environment: there is relentless pressure on price, cost, and lead times. Trends are created overnight, and the industry has to rapidly adjust. Contract domestic and offshore production combined with global procurement processes create complex value chains that can be inefficient and difficult to monitor. Fashions often change quickly and without warning. In the apparel and footwear industry, companies must cope with seasonal fluctuation, proliferation of design variations and scant information about volatile demand that results in forecast uncertainty, stock shortages, and costly markdowns.

Apparel and Footwear companies today are increasingly assuming the role of coordinator for both internal and intercompany processes as their core competencies shift away from production and steadily move toward planning, controlling, and monitoring textiles in the value chain.

Multilevel division of labor and outsourcing have long been common practice in this industry. In the past, companies achieved their greatest cost-cutting potential by optimizing their production processes. However, the production of clothing and shoes can only be automated to a certain degree, causing the savings potential by these means to quickly reach its limit. The next step was to transfer production to low-wage countries, which in turn meant sacrificing high quality and transparency in the production process. Having production sites spread out around the globe has made supervision and monitoring of the production process more difficult, the transport routes longer and more expensive, and meeting confirmed delivery dates a perpetual challenge.

Areas such as product development, raw material and finished goods requirements planning, production planning, coordination and control, transport optimization and monitoring, and quality assurance are taking on more and more importance and therefore tend to remain at headquarters. As a result, the information flow and collaboration among partners in the textile supply chain (logistics service providers, textile manufacturers, contractors, agents, and so on) are increasingly more critical to the success of apparel and footwear companies.

For more information, see [www.sap.com](http://www.sap.com) → *Industries* → *Consumer Products* → *SAP Apparel and Footwear*.

This *SAP Apparel and Footwear* Master Guide provides a central starting point for the technical implementation and configuration the following business scenarios for Business Suite 7:

- [SAP Apparel and Footwear](#)
- [SAP Apparel and Footwear – CRM](#)
- [SAP Apparel and Footwear – SCM](#)
- [SAP Apparel and Footwear – Retail](#)
- [SAP Apparel and Footwear – GTS](#)
- [SAP Apparel and Footwear – E-Commerce](#)

To facilitate the implementation process, all information within this document is ordered by scenario. This Master Guide provides the information about which components and which guides are required during this process.

Upgrade information for business scenarios is available in separate upgrade documentation that is referenced within the Master Guide in the respective sections.

## History of Changes



You can find an overview about the whole functionality of *SAP Apparel and Footwear* in the solution map: [service.sap.com/bmet](https://service.sap.com/bmet) → *SAP Business Maps* → *Industry-Specific Maps* → *Consumer Products* → *Consumer Products – Apparel and Footwear*.



The business scenarios that are presented here serve as examples of how you can use SAP software in your company. The business scenarios are only intended as models and do not necessarily run the way they are described here in your customer-specific system landscape. Make sure that you check your requirements and systems to determine whether these scenarios can be used productively at your site. Furthermore, we recommend that you test these scenarios thoroughly in your test systems to ensure they are complete and free of errors before going live.

SAP Apparel and Footwear is a modifying industry add-on based on SAP ERP (unlike other industry solutions like SAP Oil&Gas, for example). You cannot use these industry solutions once you have installed SAP Apparel and Footwear.

To ensure that the customers benefit from the new developments and innovations while minimizing the impact on core operational systems, SAP Apparel and Footwear will also deliver new functions through enhancement packages for SAP Apparel and Footwear, which customers can choose to implement on top of SAP Apparel and Footwear 6.0, SAP Apparel and Footwear 6.3, SAP Apparel and Footwear 6.4 and SAP Apparel and Footwear 6.5.

SAP Apparel and Footwear 6.6 does not deliver any new Apparel and Footwear business functions. It includes the business functions of SAP ERP EHP 6 and business functions of preceding releases like SAP Apparel and Footwear 6.0, SAP Apparel and Footwear 6.3, SAP Apparel and Footwear 6.4 and SAP Apparel and Footwear 6.5.

## SAP Apparel and Footwear 6.6

SAP Apparel and Footwear 6.6 is an add-on to SAP ERP 6.0 Enhancement Package 6

### Software Component

The following are the software component versions of SAP Apparel and Footwear 6.6:

ABAP Product Instance	Based on SAP enhancement package for SAP ERP	Software Component Version
Apparel and Footwear	Enhancement Package 6	ECC-SE 606 (Optional)
		P3A 606
		SAP_APPL 606

### Upgrade Information

SAP Apparel and Footwear 6.0 is the go-to release based on SAP ERP 6.0 and SAP Apparel and Footwear 6.3 is the first enhancement package, SAP Apparel and Footwear 6.4 is the second enhancement package, SAP Apparel and Footwear 6.5 is the third enhancement, SAP Apparel Footwear 6.6 is the fourth enhancement package for SAP Apparel and Footwear 6.0. To upgrade to SAP Apparel and Footwear 6.6 from SAP Apparel and Footwear 6.0, SAP Apparel and Footwear 6.3, SAP Apparel and Footwear 6.4, SAP Apparel and Footwear 6.5 you must install SAP\_APPL 606 and P3A 606 like ABAP add-ons. For more information, refer to SAP note 1664194.



You do not have to upgrade all other software components of SAP ERP 6.0.

For SAP Apparel and Footwear releases below SAP Apparel and Footwear 6.0 (SAP Apparel and Footwear 30B, SAP Apparel and Footwear 50) a one-step upgrade to SAP Apparel and Footwear 6.6 is possible. For more information, refer to SAP Note 1664194.

For SAP Apparel and Footwear releases below SAP Apparel and Footwear 30B (SAP Apparel and Footwear 25b, SAP Apparel and Footwear 10D), you have to do a two-step upgrade. This means that, you upgrade to SAP Apparel and Footwear 6.0 first and then upgrade to any enhancement package level.

### Enterprise Services

There are no new enterprise services in AFS 6.6 however the required XI content for using the existing enterprise services is delivered along with AFS 6.6.

For using the enterprise services, the prerequisites are: XI\_CONTENT for SAP\_APPL 606 and ECC-SE 606XI content P3A 606 (for service delivered with SAP Apparel and Footwear backend having P3A 606)

For more information, refer to the Master Guide for AFS 6.4 and AFS 6.5 by going to <http://service.sap.com/instguides> -> Industry Solutions -> Industry Solution Master Guides -> SAP Apparel and Footwear Solution

## History of Changes

The Master Guide is updated on a regular basis in SAP Service Marketplace at:  
[service.sap.com/instguides](http://service.sap.com/instguides)



Make sure you have the latest version of the Master Guide by checking SAP Service Marketplace right before the installation.

The following table provides an overview of the most important changes that were made to the latest versions.

Master Guide Version	Important Changes
1.0 (March 2012)	



## Getting Started

This Master Guide provides information about the components and guides which are required during the implementation of the business scenarios.

- Getting Started contains valuable information about using this document and related information (documentation and SAP Notes) crucial to the installation and upgrade.
- [System Landscape](#) provides an overview of a possible system landscape and overall installation information.
- [Business Scenarios Using SAP Apparel and Footwear](#) contains the following information for each business scenario:
  - A short overview about the business scenario
  - Minimal system landscape
  - A software component matrix for each business scenario that provides information about which components the business scenario uses and if the corresponding component is mandatory or optional
  - References to further information about the business scenario
- [Software Components Overview](#) contains a short description of all industry-specific software components that are part of *SAP Apparel and Footwear*.



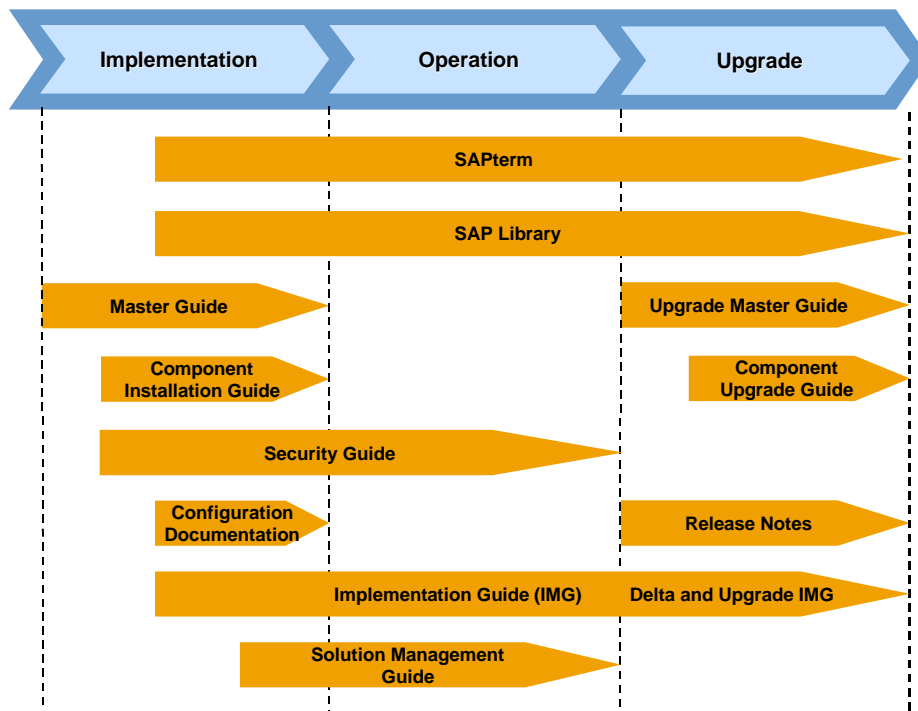
You can find the most current information about the technical implementation of *SAP Apparel and Footwear* and the latest installation and configuration guides on the SAP Service Marketplace under [service.sap.com/instguides](https://service.sap.com/instguides).

We strongly recommend that you use the documents available here. The guides are regularly updated.

## The Main SAP Documentation Types

Several documents have been created to assist you in installing, implementing, operating and upgrading your SAP solutions. The Solution Master Guide is the first document you obtain. Although strongly related to each other, the different documentation types help you solve problems at different levels in different solution phases. The following figure shows an overview of the **most important** documentation types that you need in the various phases in the life cycle of an SAP solution.

### Documentation types in the software life cycle



### Cross-Phase Documentation

**SAPterm** is SAP's terminology database. It contains SAP-specific vocabulary in over 30 languages, as well as many definitions and glossary entries in English and German. The current version is located in the SAP Help Portal at [help.sap.com](http://help.sap.com) → *Additional Information* → *Glossary* (direct access) or *Terminology* (as terminology CD). In the SAP system, use Transaction STERM.

The **SAP Library** is a collection of function- and process-oriented documentation for SAP components. It is located on SAP Help Portal at [help.sap.com](http://help.sap.com). The SAP Library also contains Business Scenario Descriptions. You can find these on SAP Service Marketplace at [service.sap.com/ibc](http://service.sap.com/ibc).

The **Implementation Guide (IMG)** is a tool used to configure the SAP system to meet customer requirements. Its structure and documentation are component-oriented. It is located in the *SAP Easy Access* menu of the SAP system under *Tools* → *Customizing* → *IMG*.

The **Security Guide** describes the settings for a medium security level and offers suggestions for raising security levels. A collective security guide is available for the SAP NetWeaver technologies like SAP Web Application Server (SAP Web AS). This document contains general guidelines and suggestions about system security. Other technologies and

---

## The Main SAP Documentation Types

individual applications have a Security Guide of their own. The current version of the Security Guide is located on SAP Service Marketplace at [service.sap.com/securityguide](http://service.sap.com/securityguide).

### Implementation

The **Component Installation Guide** describes the technical implementation of an SAP component, taking into account the combinations of operating systems and databases. It does not describe any business-related configuration. You can find the Component Installation Guides for the different components on SAP Service Marketplace at [service.sap.com/instguides](http://service.sap.com/instguides).

The **Configuration Documentation** is contained in the SAP Solution Manager. SAP Solution Manager is a tool with various functions, one of its main functions being the configuration of SAP solutions and Business Scenarios. It contains IMG activities, transactions, and so on, as well as documentation.

### Production Operation

The **Solution Operations Guide** is the starting point for operating an SAP solution. The guide refers users to the tools and documentation needed to carry out various tasks, such as monitoring, backup/restore, master data maintenance, transports, and tests. It also refers users to other documents, for example the SAP Library, the Master Guide, and the Component Management Guides. The current version is located on SAP Service Marketplace at [service.sap.com/instguides](http://service.sap.com/instguides).

### Upgrade

The **Upgrade Master Guide** is the starting point for upgrading the Business Scenarios of an SAP solution. It provides scenario-specific descriptions of preparation, execution, and follow-up of an upgrade. It also refers to other documents, such as the Component Upgrade Guides and SAP Notes. Instead of an Upgrade Master Guide, there may be several Business Scenario Upgrade Guides or a Solution Upgrade Guide for earlier shipments of the Business Scenarios of an SAP solution. The current version is located on SAP Service Marketplace at [service.sap.com/instguides](http://service.sap.com/instguides).


The **Component Upgrade Guide** describes the technical upgrade of an SAP component, taking into account the combinations of operating systems and databases. It does not describe any business-related configuration. The current version is located in the SAP Service Marketplace at [service.sap.com/instguides](http://service.sap.com/instguides).

**Release notes** are documents that contain short descriptions of new features or changes in an SAP component since the previous release. Release notes about ABAP developments enable the SAP system to generate delta and upgrade IMGs. The current version is located on SAP Service Marketplace at [service.sap.com/releasenotes](http://service.sap.com/releasenotes) or in the SAP Easy Access menu of the SAP system under *Help* → *Release information*.

## Related Information

The following table contains links to crucial information for implementing this solution.

### List of Related Documentation

Content	Location
Information about technical and release planning issues on SAP components	<a href="https://service.sap.com/pam">service.sap.com/pam</a>
Information about the latest version of installation and upgrade guides for SAP components	<a href="https://service.sap.com/instguides">service.sap.com/instguides</a>
Information about SAP Notes	<a href="https://service.sap.com/notes">service.sap.com/notes</a>
Information about released platforms	<a href="https://service.sap.com/platforms">service.sap.com/platforms</a>
Information about sizing and calculation of hardware requirements (such as CPU, disk, and memory resource) with the Quick Sizer tool	<p><a href="https://service.sap.com/sizing">service.sap.com/sizing</a></p>  <p>You can find Apparel and Footwear -specific sizing information under <a href="https://service.sap.com/afs">service.sap.com/afs</a> → <i>SAP AFS in Detail</i> → <i>Knowledge Corner</i> → <i>Basis Cross Applications</i> → <i>Sizing Rules AFS</i> and <i>AFS Sizing FAQ</i>.</p>
Information about network security – SAP Security Guide	<a href="https://service.sap.com/securityguide">service.sap.com/securityguide</a>
Information about network integration	<a href="https://service.sap.com/network">service.sap.com/network</a>
Information about high availability	<a href="https://service.sap.com/ha">service.sap.com/ha</a>
Information about creating error messages	<a href="https://service.sap.com/message">service.sap.com/message</a>
Performance Map	<a href="https://service.sap.com/performancemap">service.sap.com/performancemap</a>
Documentation on SAP Help Portal	<p><a href="https://help.sap.com/">help.sap.com/</a></p> <p>You can find the documentation under <i>SAP for Industries</i> → <i>SAP for Consumer Products</i> → <i>SAP AFS</i>.</p>
General information about SAP Apparel and Footwear	<p><a href="https://service.sap.com/afs">service.sap.com/afs</a></p> <p>You can also find additional documentation under <i>SAP AFS in Detail</i> → <i>Knowledge Corner</i>.</p>
SAP Apparel and Footwear user groups in Europe and the United States	<a href="http://www.asug.com/">www.asug.com/</a> → <i>Communities</i> → <i>Special Interest Groups</i> → <i>Industry SIG Communities</i>

Related Information

	→ <i>Apparel &amp; Footwear Solution SIG</i>
SAP Community Network WIKI page for Order to Cash for Fashion and Procure to Pay for Fashion	<i><a href="http://wiki.sdn.sap.com/">http://wiki.sdn.sap.com/</a> -&gt; Enterprise Services Wiki -&gt; ES bundles area of the SOA Community in SCN -&gt; Bundles of Enterprise Services - Overview Industries -&gt; Consumer Products -&gt; Order to Cash for Fashion and Procure to Pay for Fashion</i>
Solution Manager Content for Order to Cash (including Arun) - Procure to Pay (including Warehousing) - Manufacturing (including AFS combined orders)	<b><a href="http://service.sap.com/consumerproducts">service.sap.com/consumerproducts</a></b> → SAP for Consumer Product → SAP for CP Industry Segments → Apparel and Footwear → SAP AFS in Detail → Knowledge Corner → SAP AFS Scenario Templates in SAP Solution Manager

## Related Master Guides

This Master Guide is based on Component Master Guides. The documents listed below contain detailed information about the relevant components:

### List of Related Master Guides

Content	Location
Installation information SAP NetWeaver, including Master Guide for SAP enhancement package 1 for SAP NetWeaver 7.0.	<a href="http://service.sap.com/instguidesnw">service.sap.com/instguidesnw</a>
SAP™ ERP 6.0	<a href="http://service.sap.com/erp-inst">service.sap.com/erp-inst</a> → SAP ERP 6.0 → Planning
SAP™ Customer Relationship Management (2005, 2007, 7.0)	<a href="http://service.sap.com/instguides">service.sap.com/instguides</a> → SAP Business Suite Solutions → SAP CRM → SAP CRM 2005 / 2007 / 7.0
SAP™ Supply Chain Management (5.0 and above)	<a href="http://service.sap.com/instguides">service.sap.com/instguides</a> → SAP Business Suite Solutions → SAP SCM Server

## Important SAP Notes

This section contains important SAP Notes for *SAP Apparel and Footwear*.



Read the installation SAP Notes before beginning the installation. These contain the most recent information regarding the installation, as well as changes to the installation documentation.

Make sure that you have the most recent version of each SAP Note. They are located on SAP Service Marketplace ([service.sap.com/notes](http://service.sap.com/notes)).

### List of Related SAP Notes

SAP Note	Title	Description
1664194	Installation / Delta upgrade of SAP AFS 606 Delta upgrade/installation note	This note describes the delta upgrade/installation of SAP Apparel and Footwear 6.6.
1664195	Upgrading to SAP ECC EHP6 with SAP AFS 606 Switch upgrade note	This note describes how to upgrade to enhancement package 4 (EHP4) with SAP Apparel and Footwear 6.6.
1646467	Release Restrictions for SNC 5.1 until 7.0 EHP 2	The note contains the release restrictions with respect to AFS integration with SNC
1486162	Business functions for SAP Apparel and Footwear 6.5	This note describes the standard business functions that can be used on SAP Apparel and Footwear 6.5 system.
929390	SAP Apparel and Footwear 6.0 SAP_ABA changes	This note describes the SAP_ABA changes.
1006447	Modification note	This note is required to integrate SAP ISA 5.0 against SAP Apparel and Footwear 6.0.
1010102	Modification note	This note is required for connectivity of SAP ISA 5.0 with SAP Apparel and Footwear 6.0.
949394	SAP Apparel and Footwear 6.0 Event creation through change documents	This note describes the procedure for Event creation through change documents.
548016	Conversion to Unicode / Unicode System Copy	This note contains supplementary information about the conversion from non-Unicode to Unicode, and about copying a Unicode system.
981819	SAP APO connection to SAP Apparel and Footwear	You can connect SAP Apparel and Footwear to an SAP SCM system. You can execute demand planning in the SAP APO system, and transfer the demand plan as planned independent requirements to program

**Important SAP Notes**

		planning in SAP Apparel and Footwear.
717229	Using SAP Apparel and Footwear and SAP BW	This note describes the individual steps required to extract SAP Apparel and Footwear -specific information from the SAP Apparel and Footwear 5.0 system into a SAP BW system.
26417	SAPGUI hardware and software resources	Questions on hardware and software requirements for SAPGUI/SAP client.
1008076	SAP ISA B2B 5.0 integration with SAP Apparel and Footwear 6.0 on SAP ERP 6.0	

## Most Important Upgrade Information

In older SAP Apparel and Footwear releases, the length of the ZAEHK domain was three digits. As of SAP Apparel and Footwear 5.0, this length is two digits. This results in a database conversion during upgrade, since there are tables that refer to this domain. There is a chance of a large volume of data undergoing conversion that could lead to a bottleneck during upgrade. Therefore SAP strongly recommends that you perform this ZAEHK domain conversion in the older release prior to the upgrade.

To carry out the conversion, follow the instructions in SAP notes 596324 and 630056 carefully.



Only if the result of the analysis report is “Conversion of domain ZAEHK is possible” you can continue with SAP Note 630056 to complete the domain conversion. Do not attempt to carry out the instructions in SAP Note 630056 before running this report.

After the successful completion of the analysis report in SAP Note 596324, you can proceed with changing domain ZAEHK in the DDIC from three to two digits.



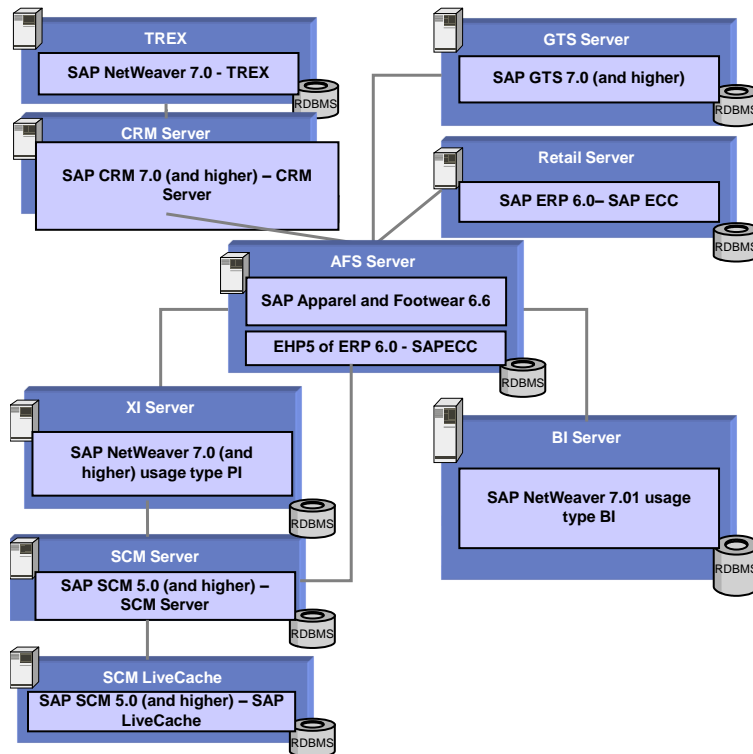
This step has far-reaching consequences. You must consult SAP Support before attempting to execute this step (for example, by opening a CSS message for component IS-AFS). If you carry out this step incorrectly, it can result in loss of data.



# System Landscape

## Possible System Landscape

The following figure provides an overview of a possible system landscape for *SAP Apparel and Footwear*.



We do not recommend installing all components on one host. Instead you can distribute the components among several hosts, as shown in the diagram above. The diagram provides just one example; there are several ways to distribute the components. The distribution depends on many factors, such as sizing, security, available hardware, and so on. In practice, any distribution of components among hosts is possible.

## Overall Installation Sequence and Information

The following table describes the overall installation sequence for *Apparel and Footwear*.



Before you start installation, you **must** know which components and which release of these components are required for the business scenarios you want to use. We do not recommend to installing all components. Only install those components that are required for the business scenarios you want to use.

**Overall Installation Sequence and Information**

For more information about the required components, see the software component matrix for each business scenario.

<b>Apparel and Footwear Server</b>		
1	<b>Installation of SAP ERP 6.0 – SAP ECC Server</b>	For detailed information, see <a href="http://service.sap.com/instguides">service.sap.com/instguides</a> → <i>SAP Business Suite Solutions</i> → <i>SAP ERP</i> → <i>SAP ERP 6.0</i> → <i>SAP ECC 6.0</i> .
2	<b>Installation of SAP Apparel and Footwear 6.0</b>	For detailed information, see note 983640.
3	<b>Installation of SAP Apparel and Footwear 6.3</b>	For detailed information, see note 1144047.
4	<b>Installation of SAP Apparel and Footwear 6.4</b>	For detailed information, see note 1269429.
5	<b>Installation of SAP Apparel and Footwear 6.5</b>	For detailed information, see note 1483164.
6	<b>Installation of SAP Apparel and Footwear 6.6</b>	For detailed information, see note 1664195.

<b>Retail Server</b>		
1	<b>Installation of SAP ERP 6.0 (or higher) – SAP ECC Server</b>	For detailed information, see <a href="http://service.sap.com/instguides">service.sap.com/instguides</a> → <i>SAP Business Suite Solutions</i> → <i>SAP ERP</i> → <i>SAP ERP 6.0</i> → <i>SAP ECC 6.0</i> .
2	<b>Activation of the business function set <i>SAP Retail</i></b>	In <i>Customizing for SAP Customizing Implementation Guide</i> , choose <i>Activate SAP ECC Extensions</i> to activate the business function set and its business functions.

<b>BI Server</b>		
1	<b>Installation of SAP NetWeaver 7.01 usage type BI</b>	For detailed information, see <a href="http://service.sap.com/installNW2004s">service.sap.com/installNW2004s</a> .
2	<b>Installation of SAP BW Business Content Add-On BI Content 7.02</b>	For detailed information, see note 717812.

Overall Installation Sequence and Information

**CRM Server**

1	<b>Installation of SAP CRM 7.0 and higher releases</b>	For detailed information, see <a href="http://service.sap.com/instguides">service.sap.com/instguides</a> → SAP Business Suite Solutions → SAP CRM → General and Technical Installation Guides.
---	--	--

**SCM Server**

1	<b>Installation of SAP SCM 5.0 – SCM Server and higher releases</b>	For detailed information, see <a href="http://service.sap.com/instguides">service.sap.com/instguides</a> → SAP Business Suite Solutions → SAP SCM → Using SAP SCM 5.0.
---	---	--

**SCM liveCache**

1	<b>Installation of SAP SCM 5.0 – SAP LiveCache and higher releases</b>	For detailed information, see <a href="http://service.sap.com/instguides">service.sap.com/instguides</a> → SAP Business Suite Solutions → SAP SCM → Using SAP SCM 5.0.
---	--	--

**TREX Server**

1	<b>Installation of SAP NetWeaver 7.0 - TREX</b>	For detailed information, see <a href="http://service.sap.com/installNW2004s">service.sap.com/installNW2004s</a> .
---	---	--

**GTS Server**

1	<b>Installation of SAP GTS 7.1 and higher releases</b>	For detailed information, see <a href="http://service.sap.com/instguides">service.sap.com/instguides</a> → SAP Components → SAP Global Trade Services → Using SAP GTS 7.1.
---	--	--

**XI Server**

1	<b>Installation of SAP NetWeaver 7.0 (and higher) XI usage type PI</b>	For detailed information, see <a href="http://service.sap.com/instguides">service.sap.com/instguides</a> → SAP NetWeaver → Release 2004s → Planning.
---	--	--

# Business Scenarios Using SAP Apparel and Footwear

## SAP Apparel and Footwear

### Overview

The SAP Apparel and Footwear System contains special structures for mapping products and articles and their characteristics (such as sizes, colors, and so on). These special structure concepts (grid values / categories) facilitate the handling of logistical processes at levels below the material master. Beyond that, the SAP Apparel and Footwear System provides special functions for sales and distribution processing.

#### Sales

Sales provide different business transactions based on sales documents stored in the system. When creating a sales order, you can carry out an availability check to determine whether the desired models, articles, colors, or sizes are in stock. This also checks whether the stock is sufficient to fill the order by the desired delivery date. A confirmed delivery date is determined based on the results of the availability check. Afterwards, a delivery and invoice can be created.

In addition, you can use special Business Packages e.g. the Business Packages for Resellers. The target group for this Business Package is resellers, who act as customers of companies in the apparel and footwear industry. The Business Package for Resellers (Apparel and Footwear) allows employees of a reseller to look at specific information, and make use of the services offered by a company in the apparel and footwear industry.

#### Materials Management

Materials Management in the SAP Apparel and Footwear System is a comprehensive solution for mapping logistical processes in the apparel and footwear industry. MRP, Purchasing, Goods Receipt, Inventory Management, and Invoice Verification are tools in SAP Apparel and Footwear Materials Management that support you throughout the entire procurement process and in inventory management.

#### Production Planning and Control

You can transfer the data you get from the forecast or from Sales & Operations Planning in the SAP standard to the SAP Apparel and Footwear System, and use it for production planning. You should consider the specific characteristics of the Apparel and Footwear materials. You can also plan for the third party requirement in the planning system for the planning relevant items.

SAP Apparel and Footwear Material Requirements Planning (SAP Apparel and Footwear MRP) assigns the requirement quantities to the available stock, or creates procurement proposals. For stock that is not available, the internal or external procurement (purchase requests or planned orders) is initiated at stock keeping unit (SKU) level. The information is used as a basis for capacity planning. The production process influences your inventory management all the way to the lowest material level.

An allocation run is also carried out for Apparel and Footwear materials, which distributes the customer requirements to existing stock, based on specific rules. If there is a shortage of stock, the allocation run provides the best possible distribution for the existing stock and also from future receipts such as purchase orders, shipping notifications and production orders.

**Product Cost Controlling and Valuation**

There are special structures available in the SAP Apparel and Footwear System for mapping logistical business processes in the apparel and footwear industry. These structures enable you to manage materials and their characteristic values. Characteristics (such as, sizes and colors) and categories (such as quality), which you use to map the characteristic values of Apparel and Footwear materials; also influence product controlling in the SAP ERP system.

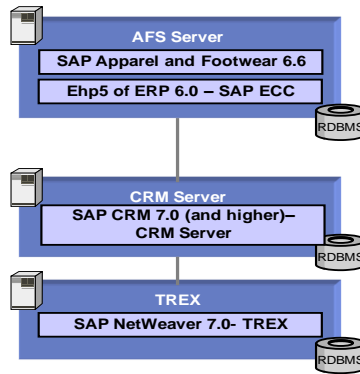
## SAP Apparel and Footwear - SAP CRM

### Overview

SAP Sales Execution for SAP Apparel and Footwear is a solution for contract, quotation and order management including integrated sales order processing. It is multi-channel, including mobile devices and e-commerce (B2B) capabilities.

### Technical System Landscape

The following figure provides an overview of a possible system landscape for *SAP Apparel and Footwear*.



The following software components are either mandatory or optional, as indicated below, for the technical implementation of *SAP Apparel and Footwear*.

Component	Mandatory	Optional
Ehp 6 of SAP ERP 6.0 – SAP ECC	X	
SAP Apparel and Footwear 6.6	X	
SAP CRM 7.0 (and higher) – CRM Server	X	
SAP NetWeaver 7.0 - TREX		X

## Further Information

The following documents provide more information about *SAP Apparel and Footwear*.

Further Scenario Documentation	
Configuration Documentation	<p><a href="https://service.sap.com/afs">service.sap.com/afs</a> → <i>SAP AFS in Detail</i> → <i>Knowledge Corner</i> → <i>Connectivity</i> → <i>Integration with Other Applications</i></p> <p>or</p> <p><a href="https://help.sap.com">help.sap.com</a></p>
Additional Information	<p><a href="https://service.sap.com/crm">service.sap.com/crm</a> → <i>Solution Library</i> → <i>Overview</i> → <i>Positioning and Messaging</i></p> <p><a href="https://help.sap.com">help.sap.com</a> → <i>Documentation</i> → <i>SAP Business Suite</i> → <i>SAP Customer Relationship Management</i></p>

## SAP Apparel and Footwear – SAP SCM

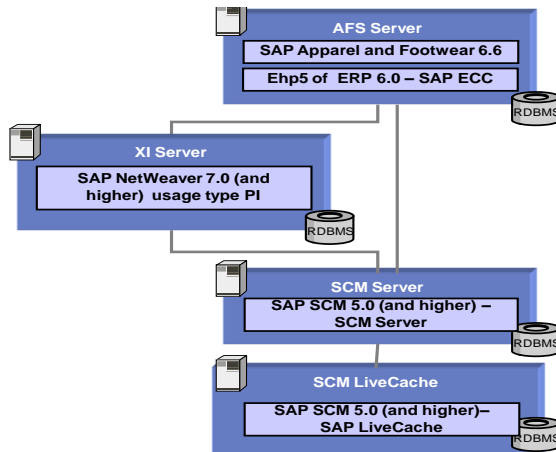
### Overview

A combination of SAP Apparel and Footwear with SAP SCM will provide the following features:

- Toolbox with flexible interactive planning possibilities, to create a demand plan on any level of detail. Different forecasting algorithms and flexible macros, to carry out any kind of calculation or check, are offered as well as collaboration possibilities.
- Supply Network Planning integrates purchasing, production, distribution (of demands), and transportation so that comprehensive mid-term to long-term tactical planning and sourcing decisions can be simulated and performed on the basis of a single, global consistent model. Within Multilevel Demand and Supply Matching the CTM planning algorithm is used to perform a finite, priority-based, quota arrangement-based and order-oriented planning of the supply chain. The SNP Optimizer performs a finite, cost-based, and bucket oriented planning of the supply chain. By using SNP heuristics a infinite quota arrangement or priority-based and bucket oriented planning of the supply chain is performed.
- Responsiveness to demand changes and flexibility in planning are a must. To obtain more accurate data, customer data can be obtained from the retailer and immediately incorporated into planning data, thus providing up-to-date supply and demand situations. In addition, promotion planning has the highest priority in the consumer products industry.

### Technical System Landscape

The following figure provides an overview of a possible system landscape for *SAP Apparel and Footwear – SAP SCM*.



The following software components are either mandatory or optional, as indicated below, for the technical implementation of *SAP Apparel and Footwear – SAP SCM*.

Component	Mandatory	Optional
Ehp6 of SAP ERP 6.0 – SAP ECC	X	
SAP Apparel and Footwear 6.6	X	



SAP Apparel and Footwear – SAP SCM

SAP SCM 5.0 (and higher) – SCM Server	X	
SAP SCM 5.0 (and higher) – SAP LiveCache	X	

**Further Information**

The following documents provide more information about *SAP Apparel and Footwear – SAP SCM*.

<b>Further Scenario Documentation</b>	
Configuration Documentation	<p><a href="http://service.sap.com/afs">service.sap.com/afs</a> → <i>SAP AFS in Detail</i> → <i>Knowledge Corner</i> → <i>Connectivity</i> → <i>Integration with Other Applications</i></p> <p>or</p> <p><a href="http://help.sap.com">help.sap.com</a></p>
Additional Information	<p><a href="http://help.sap.com">help.sap.com</a> → <i>Documentation</i> → <i>SAP Business Suite</i> → <i>SAP Supply Chain Management (SAP SCM)</i> → <i>SAP Supply Network Collaboration (SAP SNC)</i> → <i>Demand</i> → <i>Responsive Replenishment for SAP AFS</i></p> <p><a href="http://help.sap.com">help.sap.com</a> → <i>Documentation</i> → <i>SAP Business Suite</i> → <i>SAP Supply Chain Management (SAP SCM)</i> → <i>SAP Advanced Planning and Optimization (SAP APO)</i> → <i>Supply Network Planning</i> → <i>Supply Network Planning Run</i> → <i>Aggregated Planning</i></p>
SAP SCM Upgrade Information	<p><a href="http://service.sap.com/upgrade-scm">service.sap.com/upgrade-scm</a></p>

## SAP Apparel and Footwear – SAP Retail

### Overview

The integration between SAP Apparel and Footwear and SAP Retail facilitates the exchange of data between these two applications.

- SAP Apparel and Footwear is a comprehensive solution for the apparel and footwear industry and has been tailored to meet its specific logistical needs.
- SAP Retail is a completely integrated retailing system and comprises procurement, storage, distribution, and sales. SAP Retail supports both wholesale and retail trade scenarios.

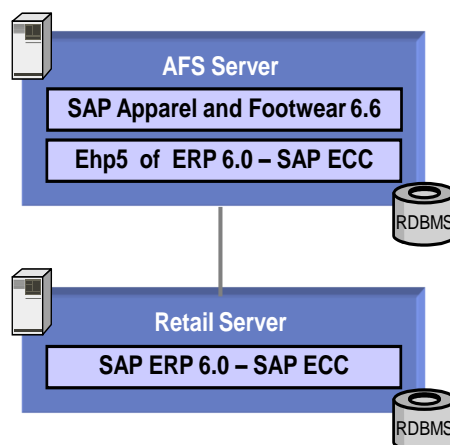
SAP Retail's strength lies in distribution, whereas that of SAP Apparel and Footwear lies in sourcing and manufacturing variable and season-dependent products as is common in the fashion industry. Therefore, SAP Apparel and Footwear serves as the vendor for the retail companies. In the interface, SAP Apparel and Footwear is considered the vendor for SAP Retail and Retail is considered the customer of the Apparel and Footwear company.

The master data to be exchanged includes materials and their prices. In SAP terms, this means that the Apparel and Footwear materials are sent with their prices to SAP Retail. This makes the exchange of business documents between SAP Retail and SAP Apparel and Footwear possible, for example purchase orders and their subsequent documents (shipping notifications and invoices).

These two systems handle data differently and have different databases. However, these differences are not visible for the end user. Due to the virtually constant data flow between the two systems, their databases appear identical. The data exchange occurs via IDocs that transfer the data from one system to the other.

### Technical System Landscape

The following figure provides an overview of a possible system landscape for *SAP Apparel and Footwear – SAP Retail*.



**SAP Apparel and Footwear – SAP Retail**

The following software components are either mandatory or optional, as indicated below, for the technical implementation of *SAP Apparel and Footwear – Retail*.

Component	Mandatory	Optional
Ehp6 of SAP ERP 6.0 – SAP ECC	X	
SAP Apparel and Footwear 6.6	X	
SAP ERP 6.0 – SAP ECC (and higher)	X	

**Further Information**

The following documents provide more information about *SAP Apparel and Footwear – Retail*.

Further Scenario Documentation	
Configuration Documentation	<p><a href="https://service.sap.com/afs">service.sap.com/afs</a> → <i>SAP AFS in Detail</i> → <i>Knowledge Corner</i> → <i>Connectivity</i> → <i>Integration with Other Applications</i></p> <p>or</p> <p><a href="https://help.sap.com">help.sap.com</a></p>

## SAP Apparel and Footwear – SAP GTS

### Overview

SAP Global Trade Services (SAP GTS) automates global trade processes and enables you to manage large numbers of business partners, and high volumes of documents while also helping you to comply with changing legal regulations. It facilitates global trade by providing you with the tools you require to respond to governments modernizing their systems and to customs authorities communicating electronically with businesses.

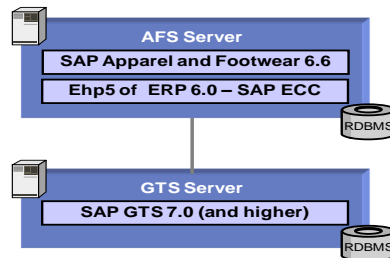
SAP GTS also helps you to avoid costly delays in your import and export processes and allows you to respond quickly to global business opportunities while mitigating financial risks.

You can use the SAP Global Trade Service (GTS) system to maintain commodity codes. You can then transfer them to the SAP Apparel and Footwear system to map them to the stock keeping units (SKUs).

You can transfer the Apparel and Footwear materials and their SKUs to SAP GTS as different products. This means that a separate product is created in SAP GTS for each SKU. You can maintain commodity codes for the transferred products and SKU products in SAP GTS. You can then retransfer the commodity codes to SAP Apparel and Footwear and they are then mapped to the corresponding SKUs.

### Technical System Landscape

The following figure provides an overview of a possible system landscape for SAP Apparel and Footwear – SAP GTS.



The following software components are either mandatory or optional, as indicated below, for the technical implementation of SAP Apparel and Footwear – SAP GTS.

Component	Mandatory	Optional
Ehp6 of SAP ERP 6.0 – SAP ECC	X	
SAP Apparel and Footwear 6.6	X	
SAP GTS 7.0 (and higher)	X	

## Further Information

The following documents provide more information about *SAP Apparel and Footwear – SAP GTS*.

Further Scenario Documentation	
Configuration Documentation	<code>service.sap.com/afs</code> → <i>SAP AFS in Detail</i> → <i>Knowledge Corner</i> → <i>Connectivity</i> → <i>Integration with Other Applications</i> or <a href="http://help.sap.com">help.sap.com</a>

## SAP Apparel and Footwear – SAP E-Commerce

### Overview

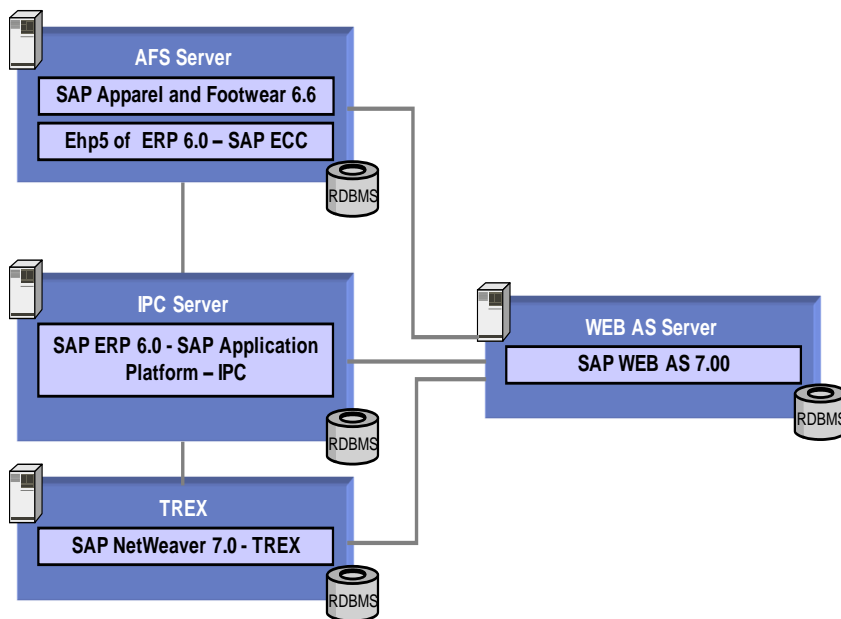
SAP E-Commerce for SAP Apparel and Footwear enables you to sell your products and services via the Internet, creating a new, strategic sales channel (E-Selling). You can provide your customers with personalized, interactive and easy-to-use sales and self-services in a Web shop environment, optimizing your sales operations. You can support your consumers in carrying out their business transactions within a business-to-business selling scenario.

With SAP E-Commerce for SAP Apparel and Footwear, you can run your complete sales process on the Internet without the need for a CRM deployment. You can also develop and manage an effective online sales catalog, and provide customers with online product configuration, easy to-use shopping basket features, product availability checks, secure transactions, order status and tracking and after-sales service.

SAP E-Commerce for SAP Apparel and Footwear helps you lower the cost of sales by reducing transaction costs in order processing and by reducing human intervention in order-taking and status checking.

### Technical System Landscape

The following figure provides an overview of a possible system landscape for *SAP Apparel and Footwear – SAP E-Commerce*.



The following software components are either mandatory or optional, as indicated below, for the technical implementation of *SAP Apparel and Footwear – SAP E-Commerce*.

Component	Mandatory	Optional
Ehp6 SAP ERP 6.0 – SAP ECC	X	
SAP Apparel and Footwear 6.6	X	

SAP Apparel and Footwear – SAP E-Commerce

SAP WEB AS 7.00 (and higher)	X	
SAP AP IPC JAVA 7.00 Service Pack 14 Patch 8 (and higher)	X	
SAP NetWeaver 7.0 – TREX		X

**Further Information**

The following documents provide more information about *SAP Apparel and Footwear – SAP E-Commerce*.

Further Scenario Documentation	
Configuration Documentation	<p><a href="https://service.sap.com/afs">service.sap.com/afs</a> → <i>SAP AFS in Detail</i> → <i>Knowledge Corner</i> → <i>Connectivity</i> → <i>Integration with Other Applications</i></p> <p>or</p> <p><a href="https://help.sap.com">help.sap.com</a></p>